



Barn equipment

Comfort for the cow and the farmer





Product categories

The main products are divided into three categories, based on product construction, design and customer requirements:

<div>STANDARD</div> <div></div>	<ul style="list-style-type: none">• Fulfills the basic cow welfare requirements• Economic Price/Quality ratio• Entry level of automation
<div>ADVANCED</div> <div></div>	<ul style="list-style-type: none">• Improvement of cow welfare• Improvement on sustainability• Customer wishes fulfilment• Semi-automatic
<div>PREMIUM</div> <div></div>	<ul style="list-style-type: none">• Cow welfare is main driver• Heavy duty version• Most adjustable version• Maximum automation

The products are shown with the icons of the product categories on the page. There are product groups where the “Standard” level is missing, we believe that the products in these groups are at an “Advanced” or “Premium” level.

OFFERING ADDED VALUE

This way of categorising the various products offers a good opportunity to present the products more easy. For example, by taking the “Standard” product as a starting point, you can experience the added value of the “Advanced” and “Premium” products step by step and indicate whether the additional functionality also offers added value in everyone’s opinion.

Index

Overview of cubicles	4
Overview Bedding Types	6
General sizes and weights of different cow breeds	7
Bedding systems	8
2D-Optima	8
Combi Comfort cubicles	10
B3130-Flex and R3130-Flex	14
Cows mattress systems	16
Gummystuds, GS20, GS25, GS33	17
Durasoft	18
Akwatopsoft	19
Feeding & Drinking	22
Feed rails	23
Alberta - moving feed rail	23
Feeding fence diagonal	24
Classic Lock	25
Swedish self-closing feed fence	25
Twist & Lock	26
Water supply	28
Quick drinkers	29
Easy drinkers	30
Watermatic & Watermaster Thermo Drinkers	31
Cow routing and selection	32
Separation fence	33
Barrier	35
Fingergate	36
Cow treatment race	37
Lifting fences	38
Young stock housing	40
Young stock housing 0-6 months	41
Floating cubicle divisions for young stock	42
Bedding systems	45
Young stock feed fences	46
Diagonal feeding fence for young stock	47
Self-locking feed fence for young stock	48
Royal de Boer cow brushes	50

Overview of cubicles

Cow comfort and barn efficiency are important issues when designing cow housing. In a well-designed barn, both people and animal function better, which is not only pleasant but also results in better returns. One of the most important requirements when designing cow housing is to ensure that the cows continue to behave naturally. All our products are developed to give optimal cow comfort, so the animals can lie down or move around without stress. The cubicles of Royal de Boer meet the requirements for optimal cow comfort as well as for barn efficiency and hygiene.




In order to allow natural movement, it is particularly important to ensure that the cubicle does not restrict the animal's movement. This means:

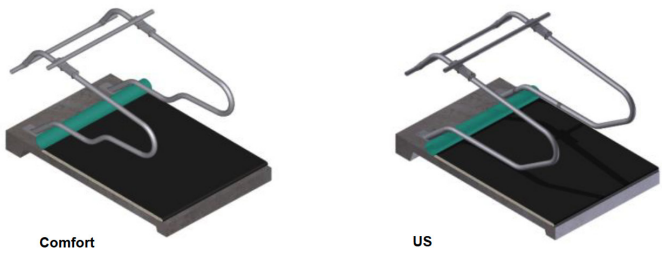
- Plenty of space at the front, to be able to perform the forward movements well.
- No obstacles that could injure the animal while getting up.
- Optional: precise, animal-friendly guidance of the cow by means of a knee tube and optimal positioning of the neck rail.

Our cubicles are available in Standard, Advanced or Premium versions:

STANDARD		Good quality and comfort at a pleasant price level
ADVANCED		More functionality added to the Standard version, which adds value to the lying cubicle.
PREMIUM		The best that Royal de Boer can offer in terms of lying behaviour and animal welfare.



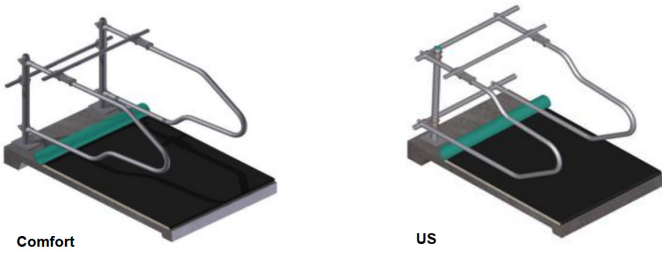
2-D Optima cubicle divider



For plenty of headspace and hygiene

- Provides plenty of sideways freedom of movement on the head side
- Optima curve for optimal guidance of the cow
- With comfort curve or available as US version
- Ideal for renovation projects


Combi Comfort



The flexible solution

- Mounting on a support post (vertically adjustable) or on a horizontal tube (vertically and horizontally adjustable)
- Mounted hanging free of obstacles
- With comfort curve or available as US version
- Ideal for deep litter and sand bedding

B3130-Flex & R3130-Flex (Renovation)




For the greatest comfort and safety

- Large headspace with unique moving neck rail
- Flexible cubicle divider, moves gently with the animal
- No chance of entrapment in between cubicle rows
- Optimal control for clean bedding
- Also available for shorter cubicles (R3130-Flex)


Overview of bedding types

High bedding




- Higher than the alley (15-20 cm)
- Slope approx. 3-4%
- Comfort mattress or rubber mat
- Knee tube recommended
- Limited litter required

Combi bedding



- Higher than the alley (5-15 cm)
- Behind a wooden, pipe or concrete edge
- Rubber matting optional
- Knee tube necessary
- Various filling materials possible, such as straw or sawdust

Deep litter bed with concrete base



- Minimum 20 cm and maximum 30 cm high
- Behind a concrete or wooden edge
- In combination with a concrete base
- Knee ring necessary
- Hard underlay and fresh filler as top layer
- Various spreadable materials possible, such as: sand, sawdust or dried manure

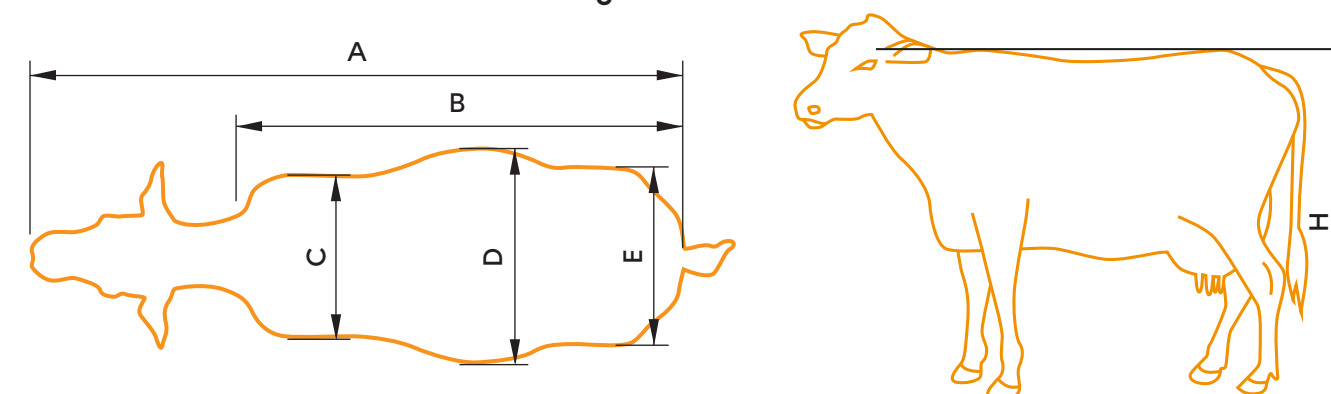
Deep litter bed without concrete base



- Minimum 20 cm and maximum 30 cm high
- Behind a concrete or wooden edge
- Front side flat, so no concrete base
- Knee ring necessary
- Hard underlay and fresh filler as top layer
- Various filling materials are possible such as: sand, sawdust or dried manure

General sizes and weights of different cow breeds

Overview of cow breeds with width and length measurements in cm

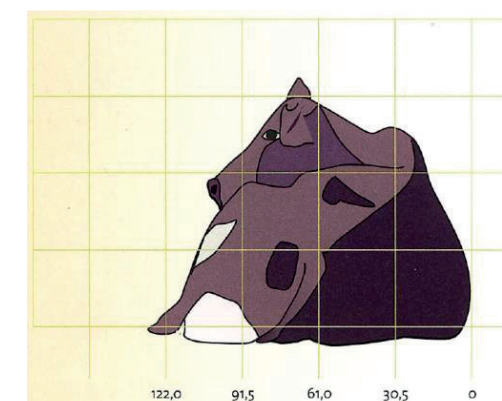


Variety	A	B	C	D	E
Holstein Frisian	250	170	50	72	63
Braunvieh	250	165	52	73	60
Fleckvieh	245	165	55	75	56
Rotvieh	240	160	50	65	55

List of cow breeds with shoulderheight and weights

Variety	Height in cm (H)	Weight	Cow type
Holstein Frisian	145-160	650-750	Milk
Frisian Dutch	130-140	550-650	Milk
Jersey	120-127	350-450	Milk
MRY	135-140	550-650	Milk
Fleckvieh	130-140	650-700	Dual-purpose
Brown Swiss	135-140	650-700	Dual-purpose
Montbeliarde	140-150	650-750	Dual-purpose
Piemontese	130-140	750-1000	Meat

Cubicle width guideline vs. average weight



Weight in kg	Box width centre to centre in cm
450	110
550	115
650	120
700	125
750	130
800	132,5



Bedding systems



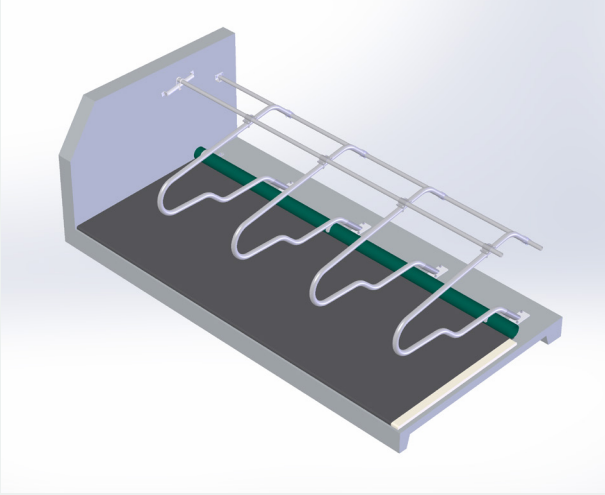
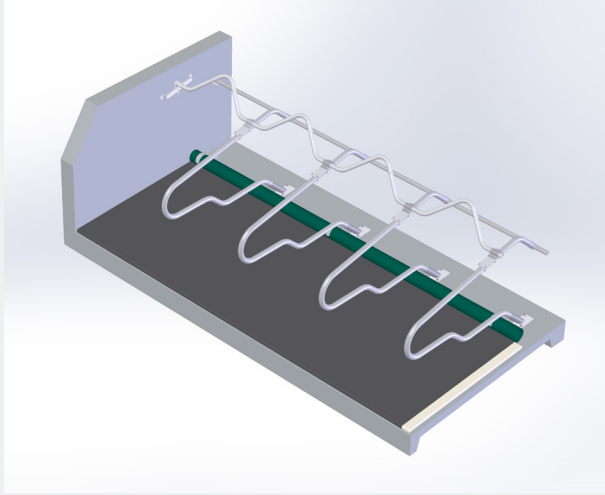
2D-Optima

The 2-D Optima cubicle divider offers excellent freedom of movement at the front and sides and ensures steering and control of the animal. State-of-the-art production techniques ensure top quality for a long lifespan. The easy installation makes the 2-D Optima an excellent choice for all projects!

The unique Optima curve ensures that the cow finds her most comfortable position. As there are no front tubes, there is no obstacle for the cow to move forward when standing up. The 2-D Optima cubicle divider is also available in a US version that prevents the cow from lying at an angle. We recommend the use of a clamp plate.




2D-Optima

STANDARD 	ADVANCED 
<ul style="list-style-type: none"> • Lots of headspace • Optima curve for controlled steering of the cow • Easy assembly: ideal for all projects • Economic price/quality ratio • Cows up to 140cm 	<ul style="list-style-type: none"> • More space to move thanks to the wave shoulder bar • Adjustable height of the wave shoulder bar • Prevents standing and lying in an angle • Wave shoulder bar • Clamp plate for easy adjustment in height
	

Age in months	Product	Recommended length		Minimum length single row	Recommended length of double row	Box width centre to centre	
		Wall row	Single row			US	Comfort
> 22 months	2-D Optima	> 280 cm	> 250 cm	235 cm	> 500 cm	±120-132 cm	±110-132 cm

Suitable with the following bedding



Combi Comfort cubicle

The Combi Comfort cubicle offers flexibility in height and/or width. It is possible to install the Combi Comfort with the comfort curve on the bottom side, as well as rotated 180 degrees with the straight pipe (US-version).

With the comfort curve at the bottom, the cubicle offers the most space for the cow. The bulge of the rumen falls into the bend, so the whole lying surface is used. The requirement for good steering is a fixed distance between lying surface and cubicle divider.

In the US-version, the cow lies between the tubes, which ensures an excellent positioning. Because the cow lies between the tubes, this means that the cubicle must be 5 cm wider than the Comfort version in order to offer the same space for the cow.

Available in single and double row versions.
Available in lengths of 190, 205, 215, 225, 235 and 250 cm.



Combi comfort
Version mounted on standposts

STANDARD


- Straight neckrail
- Reversible: can be used as US- or Comfort bend
- Hygienic: self-supporting construction
- Adjustable in height

ADVANCED

- Equipped with the wave shoulder bar
- Reversible: can be used as US- or Comfort bend
- Hygienic: self-supporting construction

Age in months	Product	Recommended length		Minimum length single row	Recommended length of double row	Box width centre to centre	
		Wall row	Single row			US	Comfort
> 22 months	Combi Comfort	> 280 cm	> 250 cm	220 cm	> 500 cm	±120-132 cm	±110-132 cm

Suitable with the following bedding

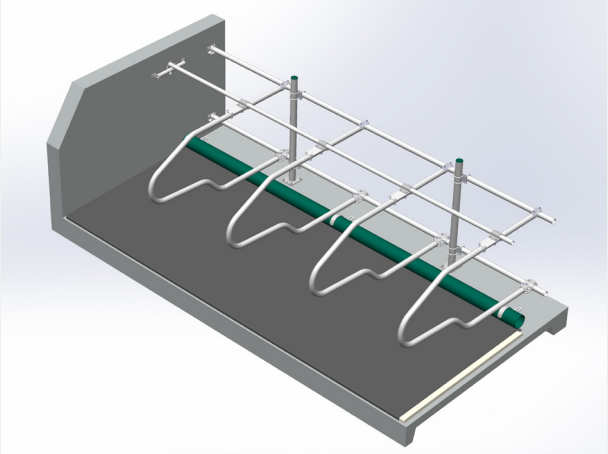


Combi comfort

Mounted on horizontal pipes

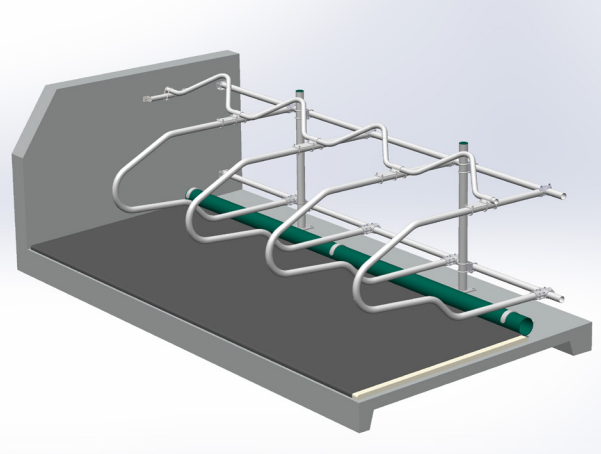
STANDARD

- Straight neckrail
- Reversible: can be used as US- or Comfort bend
- Hygienic: self-supporting construction
- Adjustable in height and width




ADVANCED

- Equipped with the wave shoulder bar
- Reversible: can be used as US- or Comfort bend
- Hygienic: self-supporting construction



Age in months	Product	Recommended length		Minimum length single row	Recommended length of double row	Box width centre to centre	
		Wall row	Single row			US	Comfort
> 22 months	Combi Comfort	> 280 cm	> 250 cm	220 cm	> 500 cm	±120-132 cm	±110-132 cm

Suitable with the following bedding

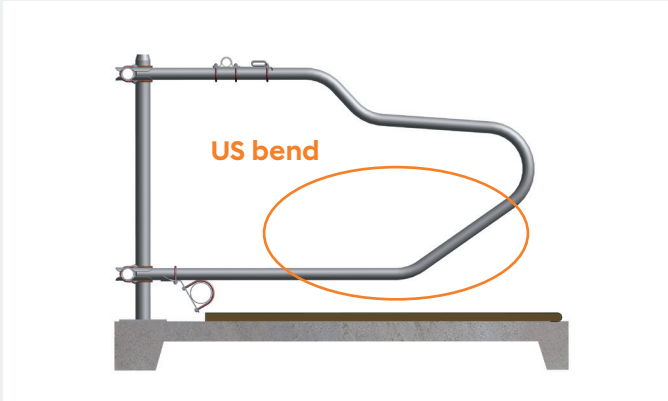



Cow Comfort Combi comfort

Cow comfort (Comfort bend)
Emphasis on cow comfort



Hygiene (US bend)
Emphasis on cow positioning





Comfort bend



US bend




B3130-Flex and R3130-Flex

The Royal de Boer cubicle divider **B3130-Flex** is a flexible divider developed with animal comfort in mind. Your animals can lie down and stand up with ease, with maximum comfort and safety due to the clever design. The B3130-Flex offers flexibility through the plastic cubicle bracket which moves with every movement of the cow. The neck rail can move upwards by 30 cm, so the cows incur less damage and cannot get stuck in between cubicles.






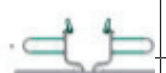




R3130-Flex Renovation
 Royal de Boer cubicle divider R3130-Flex is developed to offer your cows maximum comfort in an existing barn with shorter cubicle length. The R3130-Flex has a shorter cubicle bracket. This makes this cubicle divider extremely suitable for renovation projects.




PREMIUM


B3130 & R3130-Flex

Scope

Sizes in cm			K	K=175-180 R3130	K=175 B3130	K=180 B3130	K=185 B3130	K=190 B3130
	Single wall row or front webbing		G	240-255	≥250	≥255	≥260	≥265
	Single row without obstruction at the front		G	220-230	≥230	≥230	≥230	≥230
	Double row prefab concrete		G	440-460	≥460	≥460	≥460	≥460
	Double row poured concrete		G	430-350	≥460	≥460	≥460	≥460
	Double row with front webbing		G	480-500	≥500	≥500	≥500	≥500

Suitable with the following bedding





Bedding systems

Cow comfort and animal welfare are increasingly important. The benefits are obvious, both from a social and an economic point of view. A comfortable cow ruminates more efficiently and is able to rest her hoofs and body.

Essential to a bedding system is the amount of grip. When the bedding system consists of sufficient grip, the cow feels comfortable when lying down and standing up. Royal de Boer products are robust and can therefore be used intensively for many years. The long experience of Royal de Boer in cubicle systems is reflected in our product portfolio.



STANDARD



Gummystuds, GS20, GS25, GS33

The Gummystuds, a bed system with thick rubber mats with various sizes of studs.

The Gummystuds topmats offer comfort without a foam mattress. The combination of 12 and 20 mm thick studs gives it a soft, comfortable surface. In DLG's focus test, this mat receives a "++" - the best possible score for cold formability and elasticity. The 190 cm wide surface slopes slightly on both sides for better hygiene and durability.



Highlights:

- High durability due to thick, high-quality rubber
- Closed surface without joints, ideal for easy cleaning
- High stability due to its own weight - the mats do not form folds when the cows lie on them
- Surface texture pleasant to cow's skin
- Reinforced fibres for strength and flexibility
- DLG certified

	Gummystuds GS33	Gummystuds GS25	Gummystuds GS20
Grip	++	+	+
Comfort	++	+	+
Hygiene	+	+	+
Sustainability	++++	++++	+++


+ = Sufficient ++++ = Excellent

Grip Combination of surface, top cover and underlay

Comfort Comfort when lying down, getting up and lying down

Hygiene Litter retention capacity

Sustainability Combination of durability of the top layer and/or durable system



ADVANCED



Durasoft

The Durasoft cow mattress consists of a reinforced rubber top cover on a roll with a firm Poly-Urethane mattress underneath.

The top cover is 3.2 mm thick and reinforced. Together with the PU mattress, the total combination has a thickness of 43.2 mm. The fine silky structure on the top side of the top cover holds the cubicle filling sufficiently and is easy to clean. The top cover is secured with strips on all ends to prevent the collection of manure and milk residues under the mattress. The Poly Urethane cow mattress with a density of 180kg/m³ is wrapped in foil during installation to prevent the penetration of moisture from the floor. The cow mattress is DLG tested and particularly resilient. At point load, the mattress springs back almost 27 mm. During the endurance test, hardly any permanent damage occurred.


Highlights:

- Surface texture holds cubicle filling
- Reinforced fibres for strength and flexibility
- Natural rubber of industrial quality (styrene-butadiene rubber), for long life span
- DLG certified

As standard, the mattress has a bedding length of 180 cm. On request, a length of 190 cm is also available in order to meet any local requirements. The Durasoft cow mattress offers the cow a lot of comfort, combined with a long life span. This makes the Durasoft cow mattress a good investment, both from the point of view of the cow and of you as farmer.

	Durasoft
Grip	++++
Comfort	+++
Hygiene	+++
Sustainability	+++

+ = Sufficient ++++ = Excellent
Grip Combination of surface, top cover and underlay
Comfort Comfort when lying down, getting up and lying down
Hygiene Holds cubicle filling
Sustainability Combination of topsoil durability and/or durable system



PREMIUM



Akwatopsoft

The Akwatopsoft is the best cow mattress you can offer your animals. The advantages of a 4 cm thick cow mattress combined with a traditional waterbed. This offers the best of both worlds. The mattress offers resilience, even at impact points when the animal stands up or lies down. The waterbed offers support and adapts fully to the shape of the cow. This comfort package results in a longer lying period, which returns to you in higher milk production.


If you are going to renovate or build, do it well for your animals and give them the comfort of Akwatopsoft.

Highlights:

- Completely adapts to the cow's shape
- Maximum grip
- Optimal hygiene and durability
- Minimal risk of injury!
- DLG certified

	Akwatopsoft
Grip	++++
Comfort	++++
Hygiene	+++*
Sustainability	+++

+ = Sufficient ++++ = Excellent
Grip Combination of surface, top cover and underlay
Comfort Comfort when lying down, getting up and lying down
Hygiene Holds cubicle filling
 * Little filling required
Sustainability Combination of topsoil durability and/or durable system



Notes



	Durasoft	Akwatopsoft
Grip	++++	++++
Comfort	+++	++++
Hygiene	+++	+++*
Sustainability	+++	+++

Grip	Combination of surface, top cover and underlay
Comfort	Comfort when lying down, getting up and lying down
Hygiene	Holds cubicle filling * Little filling required
Sustainability	Combination of topsoil durability and/or durable system



Feeding and drinking

Our programme includes products for a reliable water supply and high quality feed fences. Your vision on cow management determines the choice of the type of feed fence; how will you handle and separate your cows. A cow is taken in for treatment several times a year. Often individually, in a small group, or as part of a whole group. The feeding fences of Royal de Boer offer a suitable solution for every situation. Clean, widely available drinking water is a basic requirement for high milk production.

Royal de Boer provides a wide range of drinking water equipment for every need. With the Easydrink range we offer a line of stainless steel drinkers with a length of 50 cm to 3.5 meter, where several cows can drink at the same time. In places with severe cold periods the Watermaster drinkers offer a solution.




STANDARD



Feed rail

Royal de Boer feed rail are the cheapest alternative as a separation between the cow and the feeding area. The use of this rail system depends on the management system around treatment and selection of your animals.



Alberta – moving feed rail

When it is not necessary to enclose the animals, Royal de Boer's moving feed rail offers a low cost alternative for your feeding solutions. The animals benefit from more freedom of movement during feeding. Because the Alberta feed rail is collapsible, the feeding alley remains maximally accessible, for example for pushing the feed.



Highlights:

- Low cost
- Easy access to feed
- Freedom when eating
- Robust and cost-effective
- The Alberta feeding rail is collapsible for cow comfort and easy access to the feeding alley.




Diagonal feed fence

Royal de Boer's diagonal feed fence is a solid separation between the animal housing areas and the feeding alley. The animals are separated from each other to eat without crowding and prevents higher ranking animals from bullying. Feed as effectively as with a feeding rails with minimal loss of feed. The diagonal feed fence is available for calves, young cattle and large cows.

Highlights:

- Durable: a sturdy design made of robust steel tubes
- Available for calves, young cattle and large animals
- Separation of animals reduces rank order misbehaviour

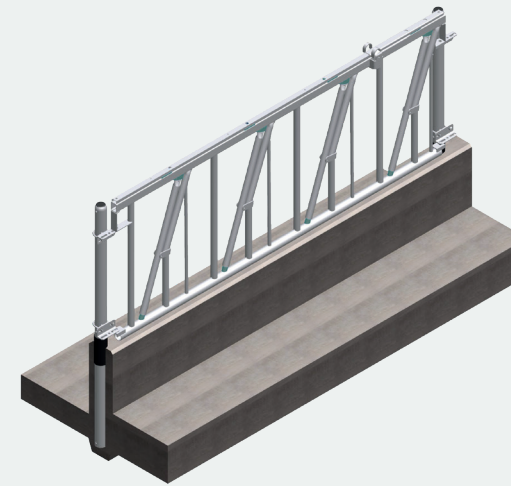


ADVANCED



Classic Lock

The Classic Lock self-closing feed fence is robust and spacious. The control in the top profile makes the feed fence easy to use. Even over longer lengths, the feed fence can be operated with one hand. Individual cows can be easily unlocked with plastic caps on the catch bars. The feed fence can be fixed to a support post or trusses with mounting parts.



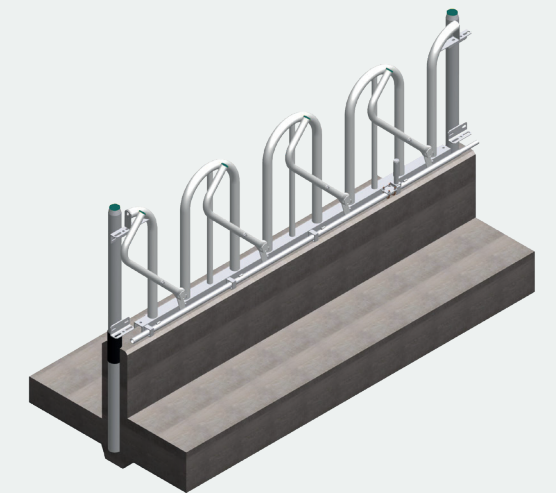
Highlights:

- Classic design: robust, spacious, quiet
- Each eating place can be unlocked individually.



Swedish self-closing feed fence

The self-closing Swedish feed fence of Royal de Boer offers optimal security for animals with horns. The frames are made of robust tubes. The rounded ends provide easy access to the fence, even for smaller animals. The animals can be managed flexibly, as the central control system allows you to release them individually. The catcher bars are equipped with an optional collar safety device.



Highlights:

- Robust and sturdy
- Suitable for animals with horns.



PREMIUM



Twist & Lock

The unique Twist & Lock feed fence makes it possible to lock individual cows by use of a rotating button. Individual animals can be separated comfortably from the rest of the herd, without having to drive them up. Twist & Lock is equipped with bronze bearings in movable bars for a longer life span. The top profile ensures easy operation and maintenance.


Just like all other feed fences in the Royal de Boer portfolio, the very animal-friendly Twist & Lock prevents injuries to animals and people.

Highlights:

- Animal-friendly: ergonomic design without obstacles
- Better and safer animal separation: fasten individual animals in place using a rotating button
- Long life span: bronze bearings
- Very quiet
- Safety features


Twist & Lock self-closing function

When the operating handle is in the self-closing position, the push buttons on the feed fence Twist & Lock are released and in their upper position. The hinged tube is locked in position when the cow puts its head through the head section and bends down towards the feed.



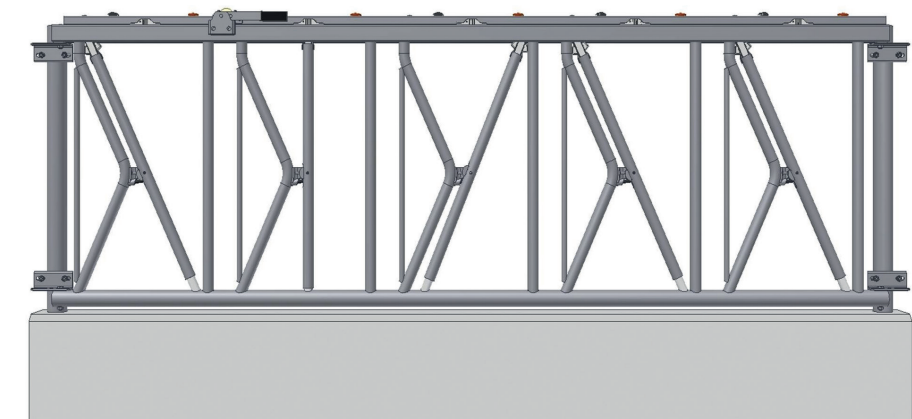
Release function for individual cows

Cows can be released individually by using a push button. Individual cows can be locked in if necessary by operating the twist-lock on an individual eating area, while the rest of the group is released.



Twist & Lock in detail

Unlocking and locking animals individually with the Twist & Lock function.





Water supply

Since the water requirements for each animal are different, and sufficient top quality water is essential for the production of high quality milk, the types of drinking water systems needed can be very different from farm to farm.

Highlights:

- Stable water supply
- Fully adjustable water volumes
- Large drinking bowl
- Cast iron, fully enamelled
- Stainless steel drinking bowls



ADVANCED



Quick Drinkers

The stainless steel Suevia quick drinker is extremely suitable for supplying small groups of cows with fresh drinking water.

Our Suevia quick drinker is fitted with a float valve, the bottom of the drinker holds a small amount of water and is easy to keep clean.

Only suitable for wall mounting. With an optional circulation system the drinker can be kept frost-free.

The 25-R is an enamelled drinking bowl with a rod valve. The water flow is adjustable by means of an adjusting screw on the valve. Standard provided with a top or bottom connection. This drinking trough is also very suitable in combination with water circulation systems.



PREMIUM

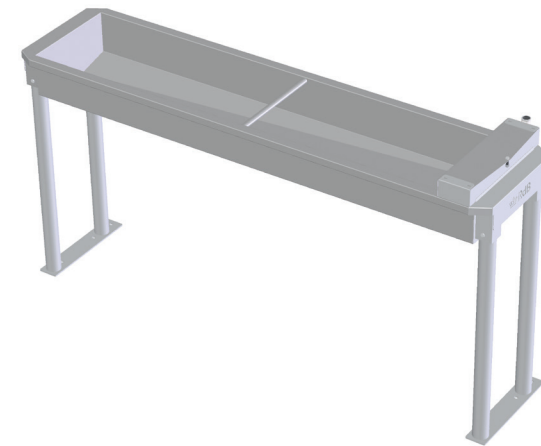


Easy Drink

Fresh and clean drinking water is important. For the production of 1 litre of milk, a cow needs 4-5 litres of water. Only by offering fresh and clean water at all times, an excellent water supply is obtained. Regular cleaning of the drinkers is very important. The trough is easy to clean by removing the plug. The bottom is angled towards the plug, so that dirt is concentrated around the outlet.


Royal de Boer's Easy Drink is a wall-mounted or stand-alone stainless steel drinking trough that is easy to clean. Due to the limited height, there is little water loss.

With the Easydrink range, we offer a line of stainless steel troughs from 50 cm to 3.5 metres in length, allowing a number of cows to drink at the same time.



Highlights:

- High volume flow: 2400 litres/hour
- Easy to clean: stainless with large drain holes and a diagonal base
- Can be fixed on the floor or to the wall
- Optional freeze protection



PREMIUM



Watermatic & Watermaster Thermo Drinkers

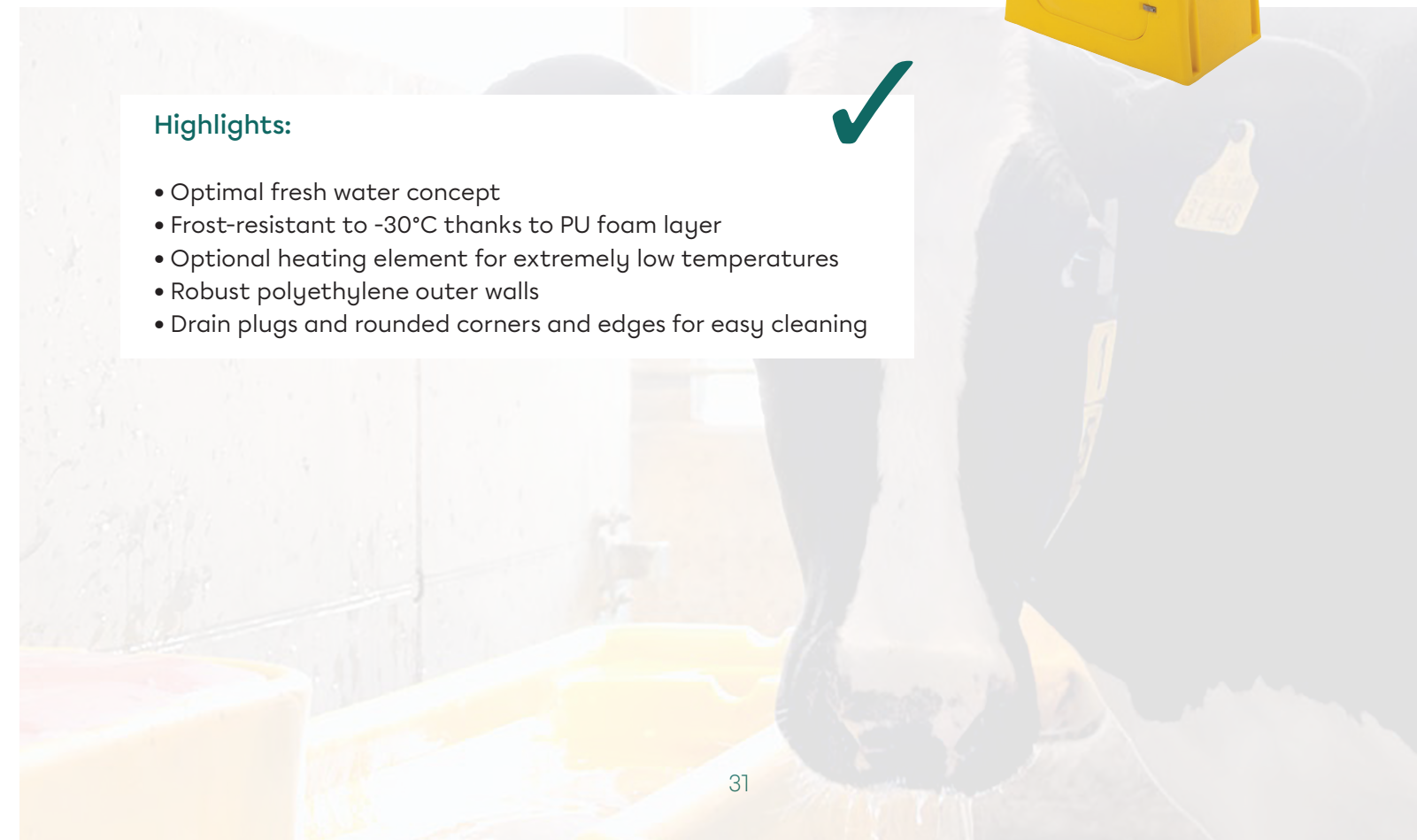
The design and features of the Watermaster make it an optimal solution for drinking water supply in large barns. The robust, fully enclosed polyethylene outer wall is impact resistant and very animal friendly due to its rounded shape and lack of sharp edges. In addition, it is frost-resistant thanks to the protective PU insulation. The float has a large capacity and can be serviced without tools.

The difference between the Watermaster and the Watermatic is in the float. The Watermaster has a float with a capacity of 4500 litres per hour. The Watermatic has a float with a capacity of 1300 litres per hour.



Highlights:

- Optimal fresh water concept
- Frost-resistant to -30°C thanks to PU foam layer
- Optional heating element for extremely low temperatures
- Robust polyethylene outer walls
- Drain plugs and rounded corners and edges for easy cleaning





Cow routing and selection

The routing and selection options influence the efficiency and effectiveness of the barn design and layout to a great extent. It also largely influences your daily work pleasure in the barn. Cows that are easy to guide through the barn, gates that are pleasant to operate, animals that are easy to

handle; both the design and the details make a difference in cow routing and cow selection.

Royal de Boer has both the products and the experience to optimally design your cow routing and cow selection



Separation fences

The product range of Royal de Boer separation fences has been composed with care. We supply our fences from 1 to as much as 7 metres in length. We have the fitting fence for your routing or selection.

Highlights:

- Versatile: modular system with various elements
- Cost-effective: optimum use of space
- Animal-friendly: leads the animals safely to their destination
- Easy to operate
- Adaptable to individual needs
- Simple, secure locking



Separation fences



Adjustable separation fences



Separation fence extendable








Separation fence adjustable + slidetubes



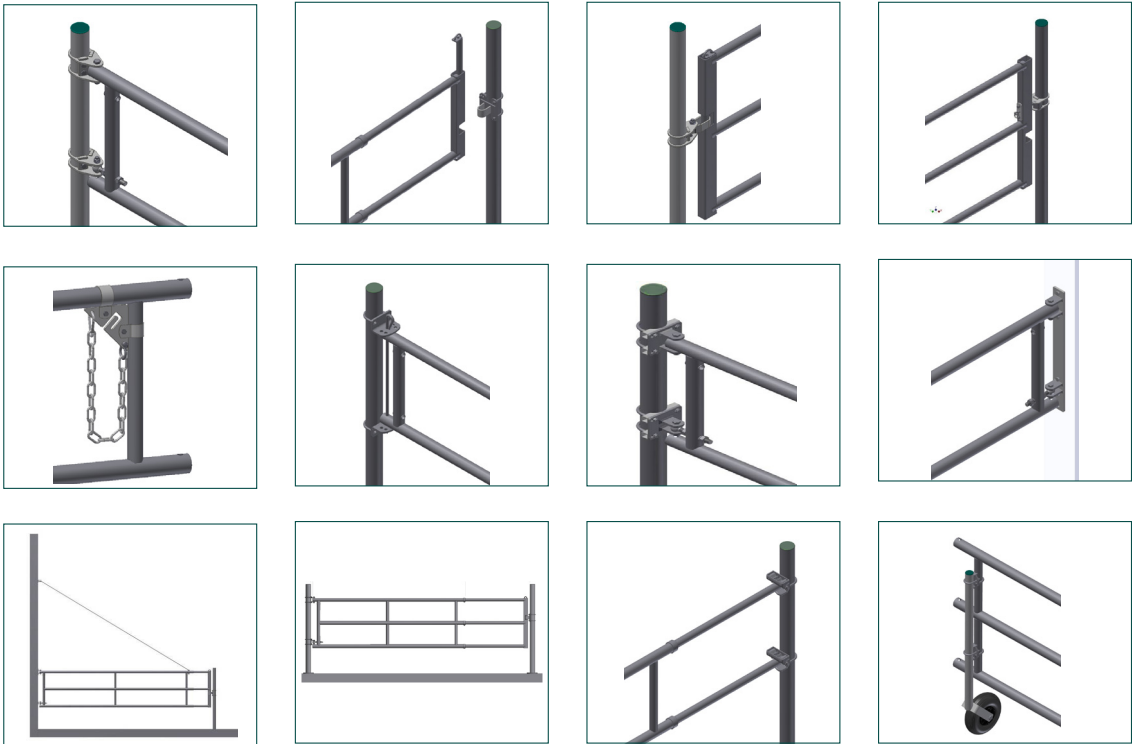
Separation fence With vertical bars



Fencing application

Age in months						
		2H	3H	4H	5H	2V
Dairy cattle	> 22	•	•	•	•	•
Heifers	19 to 22	•	•	•	•	•
Young cattle	7 to 18		•	•	•	
Dry cows	> 22				•	•
Calves	0,5 to 6				•	•
Recommended fence height from the top of the bed/floor to the top in cm						
Dairy cattle	> 22	120 - 130	140 - 150	140 - 150	140 - 150	140 - 150
Heifers	19 to 22	120 - 130	140 - 150	140 - 150	140 - 150	140 - 150
Young cattle	7 to 18			140 - 150	140 - 150	140 - 150
Dry cows	> 22				150	140
Calves	0,5 to 6				150	140
Recommended fence height from the top of the bed/floor to the underside in cm						
Dairy cattle	> 22	70 - 80	50 - 60	35 - 40	20 - 30	30 - 40
Heifers	19 to 22	70 - 80	50 - 60	35 - 40	20 - 30	30 - 40
Young cattle	7 to 18			35 - 40	20 - 30	30 - 40
Dry cows	> 22				20	20
Calves	0,5 to 6				20	20

Accessoires for separation fences



ADVANCED




Barrier

With the barrier, you can easily create a temporary fence to guide groups of cows in the right direction. The barrier can be opened and closed vertically and, depending on the type, it can be opened like a gate.



Highlights:

- Spring assistance: the barrier is easy to open and close
- Depending on the type of barrier, extendable by up to 250 cm
- The barrier can be adjusted in length without cutting it off (limited length)
- Integrated locking mechanism in open position for safety and easy operation.
- Can be turned to 180° and opened to 75°





ADVANCED



Fingergate

The Fingergate has been designed for one-way cow traffic in your barn. Due to its modular construction, the hanging gate can be made suitable for one or more cows to pass through at the same time. The Fingergate is available up to a width of 7 metres. The fingers are equipped with a counterweight, which ensures that the fingers close with limited force after a cow has passed. This ensures a cow-friendly one-way passage.



Highlights:

- Free from the ground
- Available in various lengths
- Cow safety
- Steers cows in one direction
- For wall and floor mounting



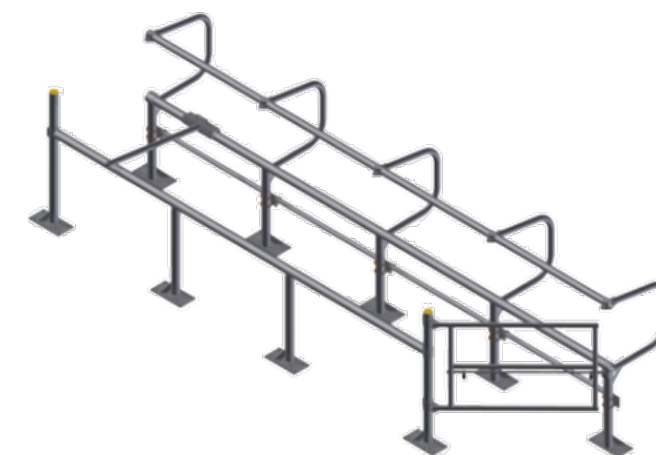
ADVANCED



Cow treatment race

The treatment race is the ultimate cow routing and cow selection product for fast and efficient cow treatment. The specially designed fence construction of the treatment race allows you to fixate individual cows or small herds quickly and easily. This makes it ideal for treatments such as insemination, medical treatment or periodic checks of pregnant cows. After milking, the cows to be treated are selected via efficient cow routing and are collected in one or more waiting areas, after which they are grouped together and admitted to the treatment line. The layout of the cow selection is tailor-made, we can provide you with the best possible support so that working with the treatment race becomes particularly efficient.

The cow treatment race is available for both concrete and slatted floors. The standard treatment line has a length of 6 metres; extensions of 3 and 6 metres are available.



Highlights:



- Versatile: suitable for various treatment options
- Uncomplicated: easy to use
- Animal-friendly: optimal care for the herd, outside the feeding area
- Modular: expandable basic module with options for extension






Lifting fences

The Royal de Boer lifting fence gives you the opportunity to create the ultimate cow routing and selection layout in your barn. The lifting fence can be placed in places with frequent cow traffic, near feed passages and in the walking routes to the milking parlour or robot. Compared to a turning gate, the lifting fence has the important advantage that animals are never in the way during opening and closing. Separating groups of cows becomes even easier.

The lifting fence is also extremely effective for creating a temporary waiting area for the milking robot.



ADVANCED

Royal de Boer lifting fence - Manual operation

The manual lifting fence opens and closes by pushing the fence up and down. Because the fence is balanced in weight, it is light and easy to operate. The fence can also be fixed in the desired position, at the height you decide as a user.

The fence is available with 2 horizontal bars with a maximum passage height of 240 cm or with 3 horizontal bars with a maximum passage height of 210 cm.

The width of each fence can be extended by one metre and starts at 230 to 600 cm.

Highlights:

- Fully adjustable to fit different openings, up to a maximum of 6 metres
- Light and easy handling
- Requires limited space

PREMIUM

Royal de Boer lifting fence - Electric operation

The lifting fence with electric operation can be supplied with a remote control. This makes it easy to open the fence for yourself or each individual cow. With the help of a photocell, the fence detects if there are no cows or persons under the fence during closing. This prevents accidents.

The fence is available with 2 horizontal bars with a maximum passage height of 240 or 380 cm or with 3 horizontal bars with a maximum passage height of 210 to 350 cm.

The width of each fence can be extended by one metre and starts at 230 to 600 cm.

Highlights:

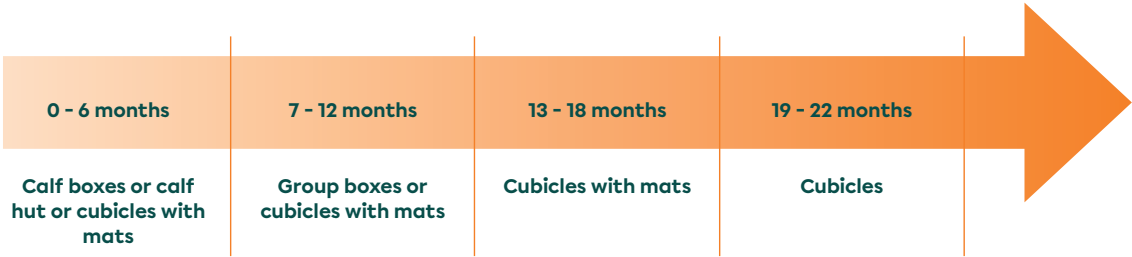
- Fully adjustable to fit different openings, up to a maximum of 6 metres
- Electric motor 230 V, 21 RPM
- Fully automatic locking system
- Precise locking system with optical sensor for cow safety
- Controlled from a distance with optional remote control



Young stock housing

Successful long-term milk production requires extreme care and attention in rearing young stock. Investments in the most important housing and feeding areas help farmers to successfully grow their new born calves into full-grown heifers. Royal de Boer products and solutions are proven in practice and support the farm management

by ensuring that the animals grow up in the right way and in a sustainable way using economical systems. Our product range “Solutions for Young Stock” includes a variety of suitable feed fences, cubicle dividers, calf pens and other products. We recommend the following types of accommodation for specific age groups:



A calf box or hut is an effective housing system for preventing cross-contamination between calves and for monitoring feed intake in the first few weeks after birth.

ADVANCED

Young stock housing 0-6 months

Calf boxes

Calf boxes are available in various widths. The calf box have a very effective open front fence, to which a teat bucket and a bowl can easily be attached. The boxes are supplied with a two-part plastic grid as standard. A set of wheels with a lever system for moving the box, for example for cleaning purposes, is optional.

	Internal dimensions	Outer dimensions (incl. bucket holder)
	L x W x H	L x W x H
Calf box small	130 x 85 x 106 cm	173 x 93 x 131 cm
Calf box large	160 x 100 x 106 cm	201 x 107 x 131 cm



Single calf hut

The Single Calf Housing Small is ideally suited for outdoor rearing of calves up to 2 weeks old. The calf hut distinguishes itself through its strong and durable material and its unique and patented fencing. The wheels under the hut make the hut easy to move, in case of relocation or for cleaning with the high-pressure cleaner elsewhere on the farm. Straw refreshing is a breeze thanks to the folding gates, which can be operated with one hand thanks to the smart locks.

	Dimensions
	L x W x H
Single calf hut	210 x 115 x 146 cm
Fencing	150 x 110 x 96 cm



Group calf hut

The group calf hut premium XL is ideal for rearing calves in groups of up to 5 calves (local animal welfare regulations must be observed). A sliding panel at the back makes it easy to feed hay. The calf hut with an outside area gives a good overview and makes monitoring easy.

	Dimensions
	L x W x H
Group calf hut	238 x 223 x 189 cm
Fencing	209 x 221 x 120 cm





Flouting cubicle divisions for young stock




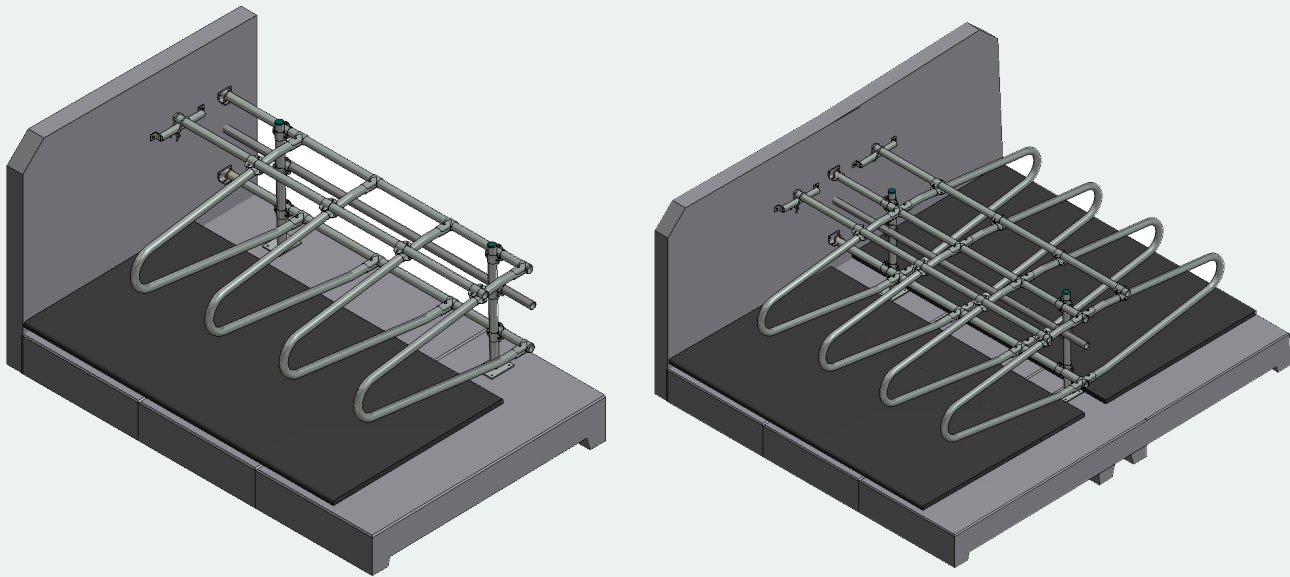
The cubicle dividers in the young stock housing product range are available for the different development stages and ages. There are four sizes available (135, 160, 170 and 180 cm), which, as with all items in our portfolio, have a first-class finish and are extremely robust, easy to clean and user-friendly. The cubicle dividers offer optimal freedom of movement and are easy to install.

Highlights:

- Cost-effective: optimum use of space
- High-quality finish: long service life
- Available for different ages.



0.5-6 months + 7-12 months
Tube cubicle divider is 1.5" (48mm)




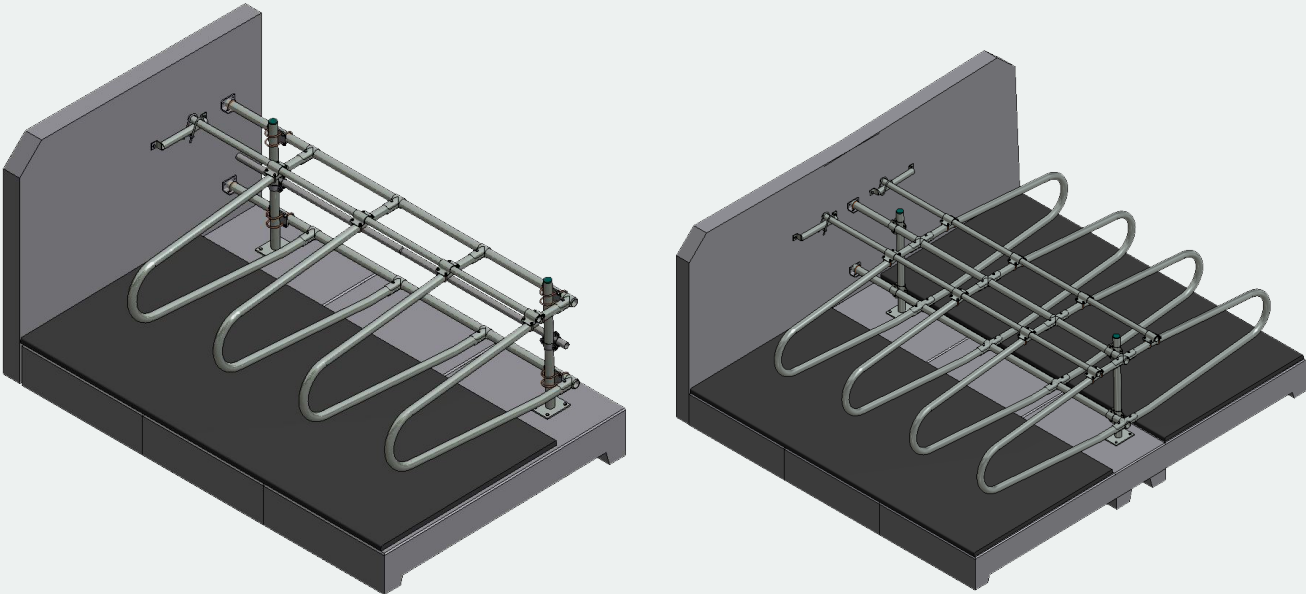
Cubicle divider	Recommended length		Minimum length single row	Box width centre to centre
	Wall row	Single row		
Cubicle divider 135 cm	> 185 cm	> 170 cm	160 cm	65 - 80 cm
Cubicle divider 160 cm	> 220 cm	> 200 cm	185 cm	80 - 90 cm

Cubicle divider	Length of double row set-up	Box width centre to centre
Cubicle divider 135 cm	300 cm	65 - 80 cm
Cubicle divider 160 cm	350 cm	80 - 90 cm

ADVANCED



13-18 months + 19-22 months
Tube cubicle partition is 2" (60mm)



Cubicle divider	Recommended length		Minimum length single row	Box width centre to centre
	Wall row	Single row		
Cubicle divider 170 cm	> 240 cm	> 220 cm	200 cm	90 - 100 cm
Cubicle divider 180 cm	> 260 cm	> 240 cm	210 cm	100 - 115 cm

Cubicle divider	Length of double row set-up	Box width centre to centre
Cubicle divider 170 cm	380 cm	90 - 100 cm
Cubicle divider 180 cm	400 cm	100 - 115 cm



Bedding systems

Dimensions

Age in months	Size K in cm	
0,5 - 6	120 - 129	
7 -12	129 - 147	
13 -18	147 - 165	
19 - 22	165 - 170	

Systems for young stock between 6 and 18 months

	STANDARD	ADVANCED
	Gummystuds GS20	Durasoft
Grip	+	++++
Comfort	+	+++
Hygiene	+	+++
Sustainability	+++	++

Grip Combination of surface, top cover and underlay
Comfort Comfort when lying down, getting up and lying down
Hygiene Cubicle filling retention capacity
Sustainability Combination of topsoil durability and/or durable system

+ = sufficient ++++ = excellent



STANDARD



Diagonal feeding fence for young stock

The diagonal feeding fences of Royal de Boer are designed as solid partitions between feeding and walking areas. The animals are separated from each other to eat without crowding and prevents higher ranking animals from bullying. Feed as effectively as possible with minimal loss of feed.

Highlights:

- Each diagonal feed fence is specially designed for the particular age category
- Less spillage of feed in the walkway means less wastage



Young stock feed fences

The feed fences of Royal de Boer offer an excellent animal comfort and are very solid and user-friendly. The feed fences for young stock are available in various designs: Diagonal, Self-Locking and Twist&Lock. They have dimensions suitable for

the various development stages and contribute to an optimal development of calves from 0.5 to 22 months. The proven Royal de Boer quality, also for young stock!



ADVANCED



Self-locking feed fence for young stock

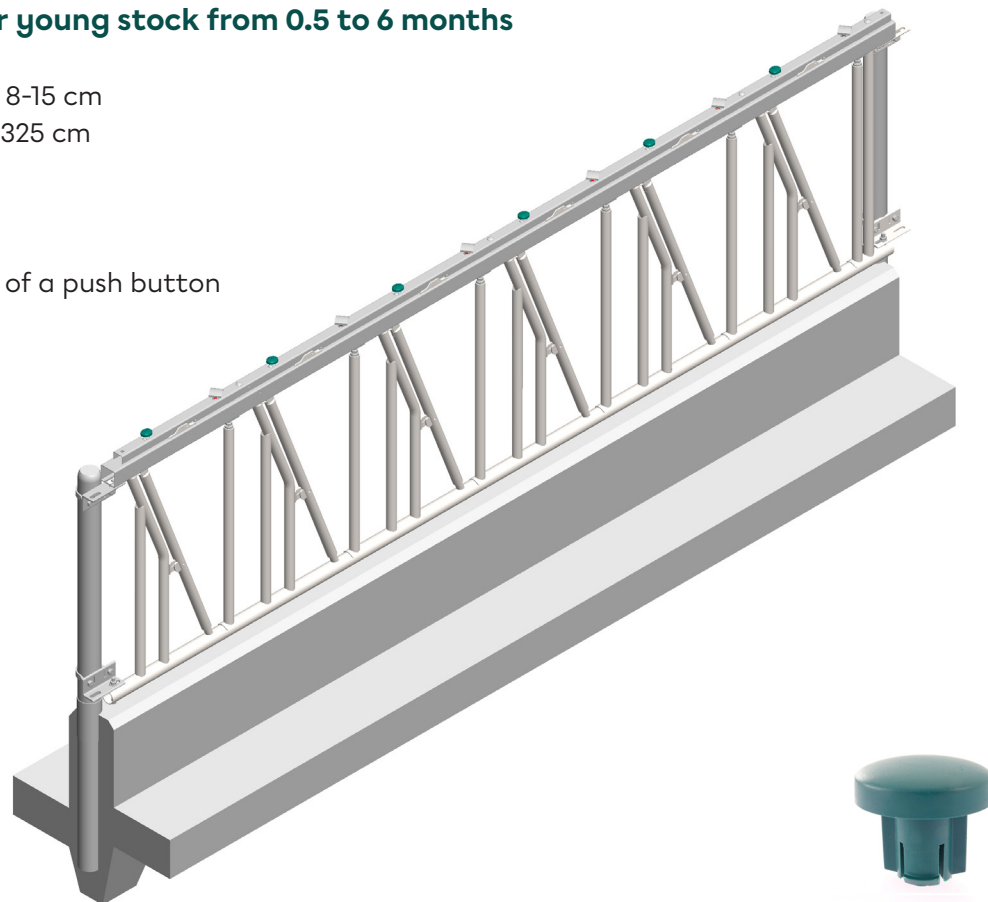
The self-locking young stock feed fences can be adjusted to the size of animals aged between two weeks and 22 months. A user-friendly Twist & Lock version of the feed fence is available for animals over 7 months. These feed fences are especially suitable for young stock thanks to their animal-friendly hinges. The Twist & Lock system can be used to quickly separate individual animals.

Highlights:

- Adjustable opening width
- Securing individual animals from 7 months
- Simple push button operation


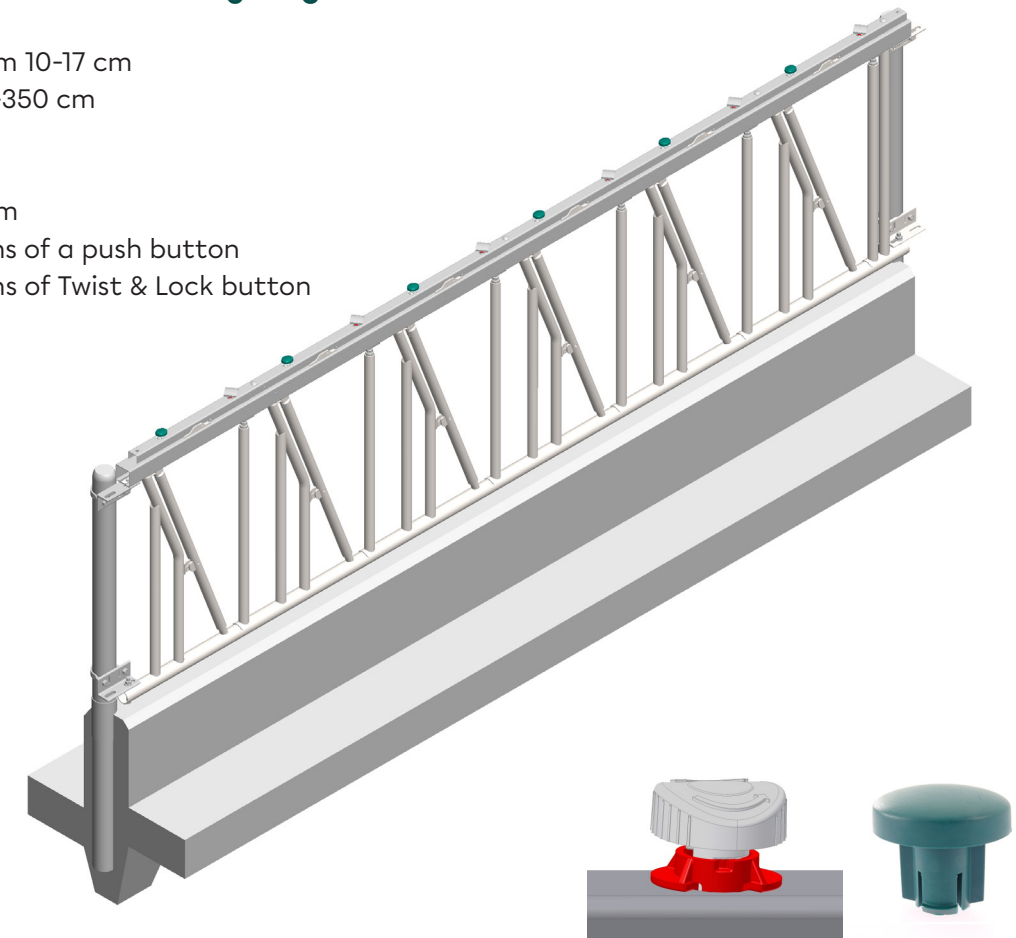
Self-closing feed fence for young stock from 0.5 to 6 months

- Feeding width 38-43 cm
- Neck width adjustable from 8-15 cm
- Available in lengths of 135 - 325 cm
- 1.5" lower tube and 1" bar
- Fence height 81 cm
- Internal fence height 67 cm
- Individual release by means of a push button




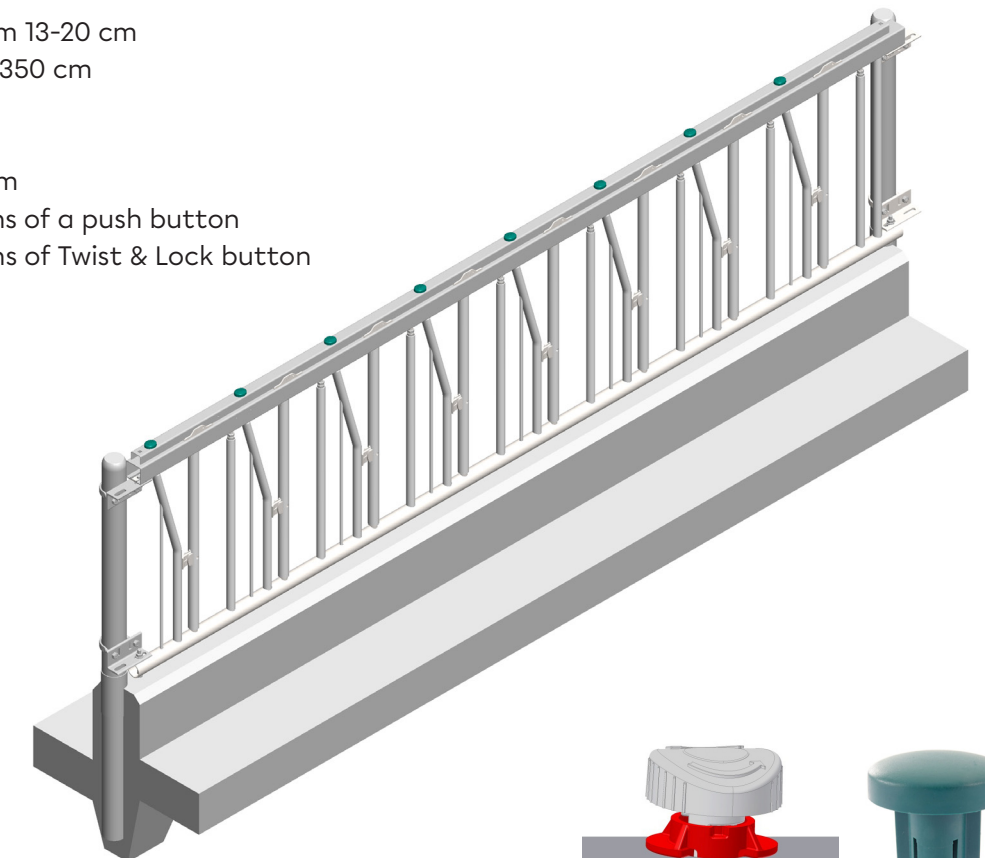
Self-closing Twist & Lock feed fence for young stock from 7 to 12 months

- Feeding width 44-54 cm
- Neck width adjustable from 10-17 cm
- Available in lengths of 110-350 cm
- 1.5" lower tube and 1" bar
- Fence height 94 cm
- Internal fence height 80 cm
- Individual release by means of a push button
- Individual locking by means of Twist & Lock button



Self-closing Twist & Lock feed fence for young stock aged 13 to 22 months

- Feeding width 51-56 cm
- Neck width adjustable from 13-20 cm
- Available in lengths of 121-350 cm
- 1.5" lower tube and 1" bar
- Fence height 94 cm
- Internal fence height 80 cm
- Individual release by means of a push button
- Individual locking by means of Twist & Lock button



Royal de Boer cow brushes

For your cows, it is a pleasure - and a necessity - to be brushed regularly

Daily brushing ensures an excellent blood circulation and relaxes your cows. Royal de Boer's cow brushes spoil your cows, but also make sure that they stay clean. Dust and other kind of dirt disappears by daily brushing and that gives for example less itching. Because the cow pushes against the brush, it starts to turn and the cow

will hit the spot where she needs it. If she pushes against it too hard, the brush will stop, a perfect example of optimal cow comfort in your barn.

You also give parasites, mites and other vermin no chance, which ensures an optimal milk yield. An investment with a return!

STANDARD



Cow brush RdB Single

Benefits

- Increase cow comfort
- Increase milk yield
- reduces veterinarian costs

Features

- The Standard is specially built for group barns, where cows can move freely
- Easy to assemble
- All steel parts are fully galvanized
- Very sturdy brush
- Voltage: 230 / 50HZ
- Output: 0.37kW
- Speed: 46 RPM
- Weight: 105 kg
- Dimensions: 120 x 50 x 110 cm



ADVANCED



Cow brush RdB Flex

Benefits

- Reaches virtually every part of the head and the body
- Durable brush, which lasts longer due to the change in direction of rotation
- Robust frame and motor, built to last
- No frequent maintenance

Features

- The direction of rotation changes with every starting turn
- Overload protection and therefore safe for the animal
- The brush rotates for 60 seconds after activation by slightly tilting the brush
- 230V 50/60 Hz power supply
- 0,55 Kw
- Weight 93 Kg



PREMIUM



Cow brush RdB Twin

Benefits

- Very robust machine
- The 2 large brushes reach almost every part of the body
- High quality brushes for long life span
- No frequent maintenance

Features

- Running time adjustable between 7.5 and 120 sec.
- Direction of rotation reversible per start
- Oil filled gearbox, no grease points
- Switch off on overload
- 0,37 kW, 230V, 50/60 Hz
- 140 Kg
- 115x40x105 cm (H,W,D)



Your Royal de Boer dealer:

Royal de Boer Stalinrichtingen B.V.
Vestaweg 5
8938 AV Leeuwarden
The Netherlands

+31 (0) 58 284 33 00
info@royaldeboer.com
www.royaldeboer.com

 **Royal de Boer**
since 1869

Where cows feel at home